

# PROTECTED INVESTING

LOCK-IN UPSIDE. LIMIT DOWNSIDE.



ACUMEN Capital Protection Portfolio

Protection provided by Morgan Stanley

REVOLUTIONARY THINKING



## CONTENTS:

IMPORTANT THINGS TO CONSIDER WHEN READING THIS DOCUMENT	1
RISK vs REWARD	2
PROVIDING AN ALTERNATIVE	3
HOW YOUR MONEY IS INVESTED	4
HOW THE PORTFOLIO WORKS	6
INVESTMENT GROWTH AND PROTECTION LEVEL	7
CASE STUDY	8
CHARGES AND RISKS	10
PROTECTED vs UNPROTECTED	12
CONCLUSIONS	13



PROTECTED

REVOLUTIONARY THINKING



## IMPORTANT THINGS TO CONSIDER WHEN READING THIS DOCUMENT

---

- ❖ When we refer to “protected investing” we mean the product or feature will deliver a certain benefit to you. Our use of the phrase “protected investing” relates to a protection level provided by Morgan Stanley & Co International Plc (Morgan Stanley). This ensures that you can always get back 90% of the highest unit value ever achieved by the portfolio.
- ❖ The phrase “lock-in upside” relates to a protection level which is 90% of the highest value ever achieved by the portfolio. If the portfolio value increases above the previous portfolio high then 90% of any such upside is protected.
- ❖ The phrase “limit downside” relates to at least 90% of your initial investment being protected by Morgan Stanley.
- ❖ Protection comes at a cost as it is a form of insurance. The cost of protection will result in a protected portfolio underperforming an unprotected portfolio in a rising or flat market scenario. In a falling market scenario, performance of the protected portfolio may be better in a fall of up to 10% and will be better in a fall of greater than 10%.
- ❖ The protection is based on the ability of Morgan Stanley to pay for it. Were Morgan Stanley to become insolvent, the protection component might fail.
- ❖ We use various examples throughout the document to show you how the protected portfolio could work. Some of these examples are for illustrative purposes only and are not predictions of what we think may happen in the future. Where an example is not illustrative, and we are attempting to provide you with an expectation of return, this has been made clear.
- ❖ Throughout this brochure, when we refer to the term portfolio we mean the ACUMEN Capital Protection Fund.

A financial adviser will be able to explain the above points to you and tell you to what extent your investment may be protected in certain circumstances.



## RISK vs REWARD

---

### Considerations for investing your money

Investing can be an important consideration in achieving your financial goals. The phrase “your investment may go down as well as up” is often used within financial services. Bearing this in mind, it is important to consider your overall capacity for loss. Essentially, this is how any falls in the value of your investment would impact you. Would any losses be of detriment to your standard of living or your plans for the future? By taking these considerations into account, you can effectively weigh up the risk and the potential reward of an investment.

As long as you have enough disposable income or accessible capital to cover any unexpected emergencies, it would be prudent to evaluate where is the best place for you to invest. The growth of your investment could fulfil your long-term financial aims, ranging from paying for a child’s university tuition, a deposit for a property or retirement planning.

Another consideration to take into account is the effect inflation may have on any existing savings or investments you may have. If inflation is higher than the rate of return from these savings or investments, it will eat away at the overall purchasing power of your money. This would mean that you would be able to buy less goods with your money than you would have been able to at the start of your investment.

Whilst equity markets may rise over the long-term, the concept of losing money affects different people in different ways. Some may have a low risk appetite and be willing to lose very little, whereas others may be happy to risk more in exchange for the potential of a better return.

Market falls can vary in size and frequency. Since 1985, the FTSE 100 has had 7 separate falls of 15% or more. With the table below however, you can see how extreme some of these falls can be across a range of global markets:

	Global Equities/ MSCI World	US Equities/ S&P 500	UK Equities/ FTSE 100
Largest Fall	<b>-58%</b> Global Financial Crisis 2007	<b>-57%</b> Global Financial Crisis 2007	<b>-50%</b> Dotcom Bubble 2000
2nd Largest Fall	<b>-50%</b> Dotcom Bubble 2000	<b>-48%</b> Dotcom Bubble 2000	<b>-35%</b> Financial Crash 1987
3rd Largest Fall	<b>-25%</b> Recession 1990	<b>-33%</b> Financial Crash 1987	<b>-23%</b> Russian Financial Crisis 1998

Source of data: Lipper for Investment Management.

Protection from market falls is important to us. As such, we have incorporated a mechanism into our portfolio whereby the downside is limited...



## PROVIDING AN ALTERNATIVE

---

### Welcome to a new way of thinking

With the ACUMEN Capital Protection Portfolio, you can protect a significant amount of your initial investment, as well as protect a substantial amount of any potential future profits. This is achieved through PROTECTED INVESTING - a mechanism that tracks the growth of the portfolio and locks in 90% of any growth each time the portfolio reaches a new high. This ensures you always get back at least 90% of the highest value ever achieved by the portfolio.

Investment strategy managed by:



Constructed by Tavistock primarily investing in:



With protection provided by:

# Morgan Stanley





## HOW YOUR MONEY IS INVESTED

---

### Investment Philosophy

The fund management industry has experienced significant change in the last quarter of a century. Product innovation has enabled investors to benefit from wider exposure to global financial markets with far greater efficiency and at a lower cost. Index-tracking investments such as Exchange Traded Funds (ETFs) have become increasingly important and form the building blocks for the ACUMEN Capital Protection Portfolio. We believe an actively managed, globally allocated, multi-asset portfolio, comprised of low-cost ETFs with diversified holdings in equity, bond, commodity and property markets is more likely to outperform a traditional active manager.

### Investment Objective

The investment objective of the ACUMEN Capital Protection Portfolio is to deliver long-term capital growth by investing in a range of global financial markets. The portfolio is typically comprised of lower and medium risk investments such as cash, bonds and property as well as a few higher risk investments such as equities and commodities. The portfolio targets long-term volatility in the range of 5% to 7% and through the protection mechanism seeks to ensure you always get back at least 90% of the highest value ever achieved by the portfolio.

### Features & Benefits

Feature	Benefit
<b>Actively Managed</b>	Continually monitored by a team of investment professionals
<b>Highly Diversified</b>	Investing across thousands of positions around the world
<b>UCITS Compliant</b>	Adhering to the highest standard of European fund regulation
<b>Daily Dealing</b>	You can instruct to sell your investment on any portfolio business day
<b>Targets a Specific Level of Risk</b>	Designed to match your risk appetite
<b>Overseas Currency Hedging</b>	Limiting the impact of currency fluctuations on your portfolio

# ACUMEN **Capital Protection Portfolio**

---

## PROTECTED INVESTING

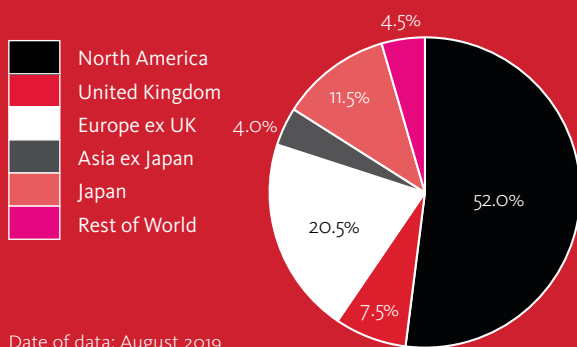


## HOW YOUR MONEY IS INVESTED - CONTINUED

### Asset Allocation

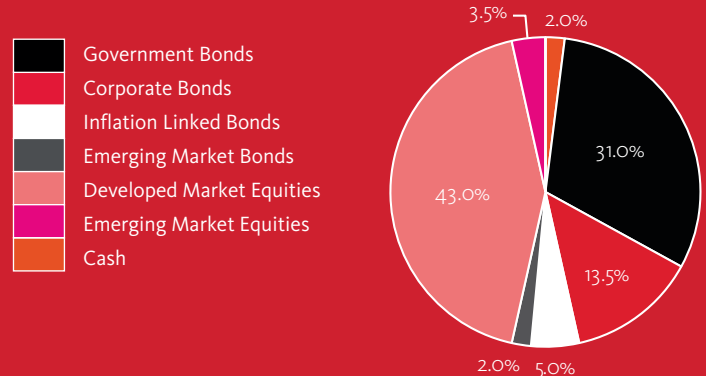
The pie charts below show the typical strategic asset allocation of the ACUMEN Capital Protection Portfolio. The portfolio has a long-term volatility target of 5% to 7%. In order to meet the volatility target, if markets become unsettled, the portfolio may reduce exposure to higher risk investments and increase exposure to lower risk investments such as cash and bonds. In addition, a proportion of the portfolio is used to provide the 90% protection guarantee. The percentage of the overall investment used to provide the protection varies depending on market performance, and therefore is not shown in the pie charts below:

#### REGION ALLOCATION



Date of data: August 2019  
Source of data: Tavistock Wealth Limited

#### ASSET ALLOCATION



## ACHIEVING OPTIMUM PERFORMANCE

The ACUMEN Capital Protection Portfolio combines Tavistock Wealth's investment strategy with a 90% protection mechanism. It provides peace of mind through protected investing.

Through multiple portfolio management systems, our investment team monitor the financial markets every trading day of the year.

Additionally, we aim to mitigate unwanted risks within your investment portfolio in order to keep the portfolio aligned with your risk profile.

# ACUMEN Capital Protection Portfolio

## PROTECTED INVESTING



## HOW THE PORTFOLIO WORKS

Tavistock Wealth implement the investment strategy and minimise the foreign exchange risk within the investment strategy. Fundlogic SAS, a member of the Morgan Stanley group, implement the volatility control and protection component.



**The investment strategy** aims to grow the value of your investment over the medium to long-term. The portfolio is actively managed and invests across approximately 100 countries. It is comprised of low-cost Exchange Traded Funds (ETFs) providing exposure to 18,500+ holdings across the equity, bond, commodity and property markets. Additionally, we aim to eliminate foreign currency risk from the portfolio by hedging our overseas exposure back to pound sterling. The risk (volatility) of the portfolio is managed between 5% and 7%. The ACUMEN Capital Protection Portfolio is constructed by Tavistock Wealth primarily investing in **iShares** by BlackRock.

**The volatility control** is a mechanism that, in volatile markets, reduces exposure to higher risk assets such as equities and moves into more stable assets like cash. Tavistock Wealth set the level of the volatility control between 5% and 7% and the mechanism aims to ensure that risk is maintained within this range.

**The protection component** ensures that you always get back at least 90% of the highest value ever achieved by the portfolio. Gains made above the previous highest portfolio value are locked in, enabling the protection level to rise. The protection is provided by Morgan Stanley via an instrument called a 'put option'. When markets fall, the put option increases in value to protect the portfolio and partially offset the decrease in value of the investment assets, and when markets rise again, the put option decreases in value as the investment assets recover.

**The ACUMEN Capital Protection Portfolio structure** allows for daily dealing, meaning you can take your money out on any business day. The portfolio structure is UCITS compliant, which provides a high level of regulation for funds in Europe. It is managed by FundLogic SAS, a member of the Morgan Stanley group.



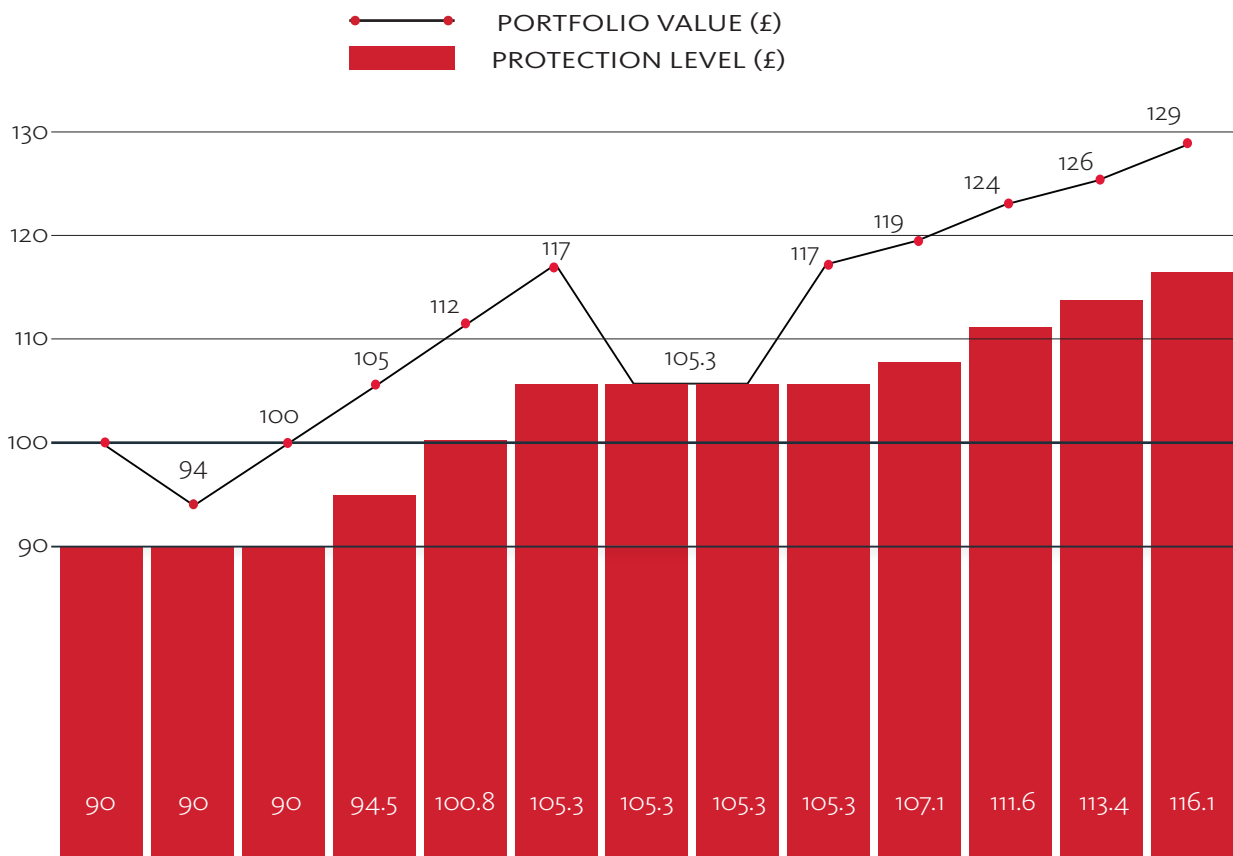


## INVESTMENT GROWTH & PROTECTION LEVEL

### What does your protection level look like?

The chart below shows how your protection level can rise over time:

- As the portfolio value falls from 100 to 94, the protection level remains constant at 90.
- As the portfolio value exceeds 100 and reaches 117, the protection level rises from 90 to 105.3 (90% of the highest portfolio value).
- When the portfolio value falls from 117, even in a significant downturn, the portfolio value will be secured at the protection level (in this example it is secured at 105.3).
- Once the portfolio value exceeds 117, the protection level rises again accordingly.



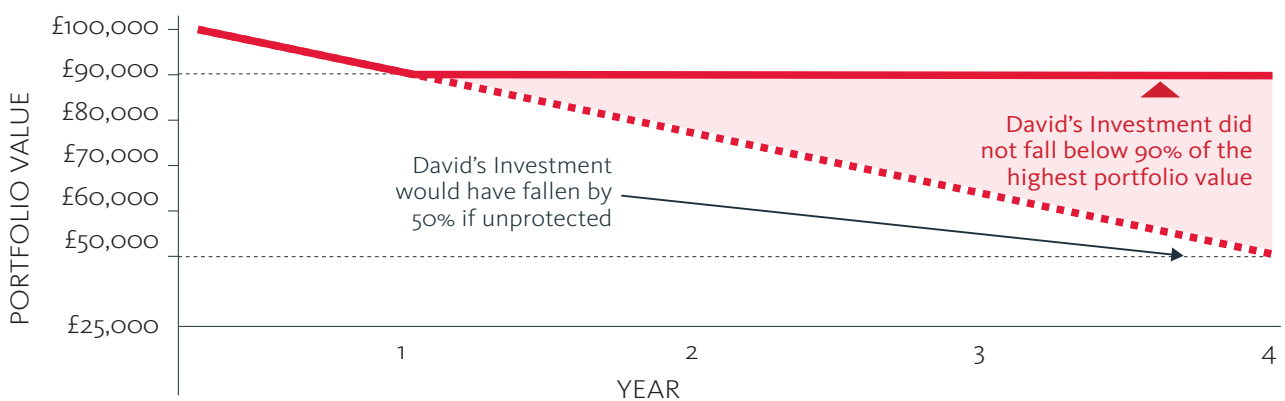
When a new higher portfolio value is reached, the protection level increases.  
Once increased, the protection level cannot fall.

This graphic is for illustrative purposes only.



## CASE STUDY

Falling Market: David invests £100,000 in the ACUMEN Capital Protection Portfolio. However, he does so as markets reach an all-time high. Markets fall significantly and David's investment, had it not been protected, would have fallen by 50%. However, owing to the 90% protection level, David's investment does not fall by more than 10%. David has still lost some of his capital, however only a fraction of what he would have lost if he were unprotected.



The impact of market falls is reduced

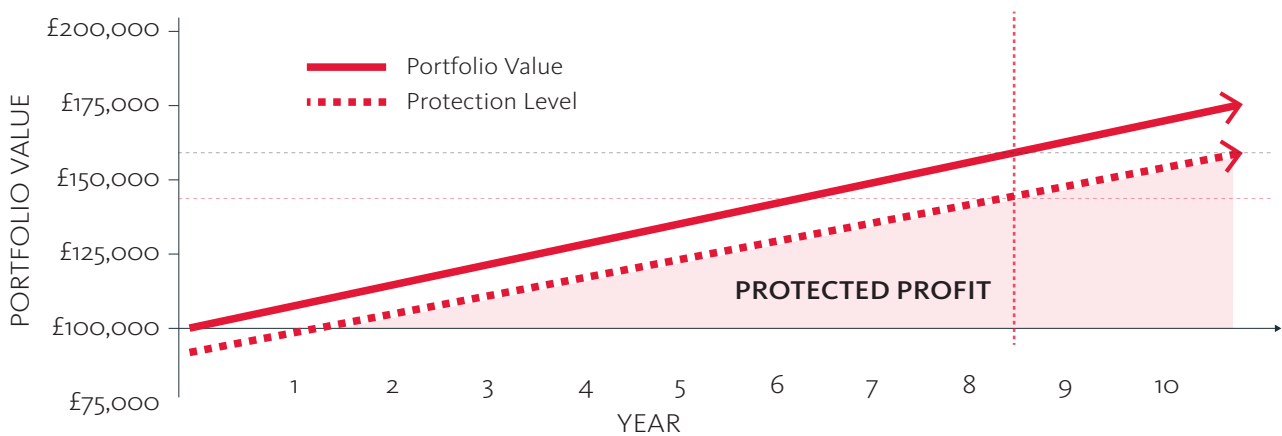
This graph is for illustrative purposes only.





## CASE STUDY - CONTINUED

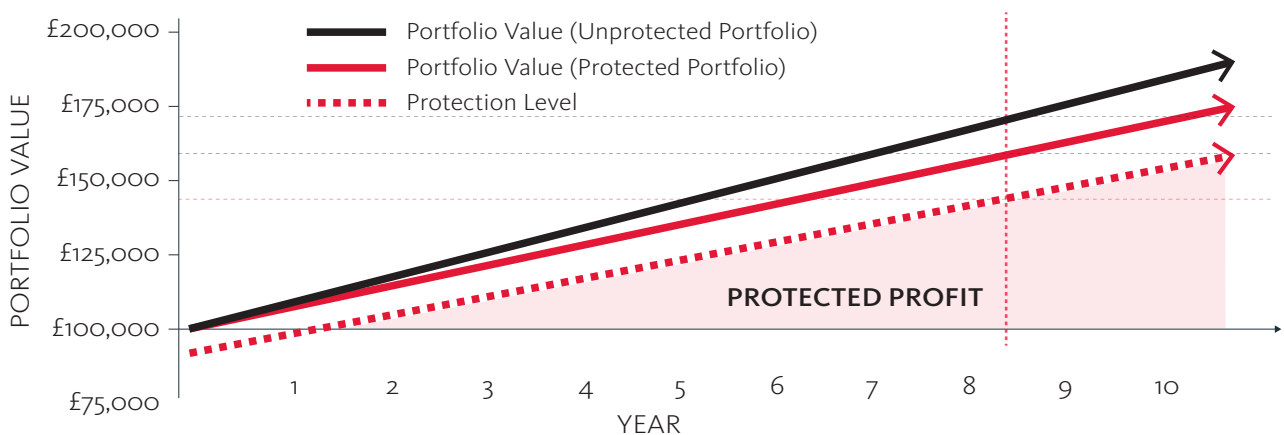
Rising Market: Rachel invests £100,000 in the ACUMEN Capital Protection Portfolio just as markets are about to rise dramatically. Over time her investment increases to £160,000. At this point the protection is locked in at £144,000 (90% of £160,000) and it can never again drop below £144,000 – even if the market falls by more than 10% in the future. If the portfolio continues to increase in value, Rachel’s protection level will increase further.



A rising market will see both the portfolio value and the protection level rise

This graph is for illustrative purposes only.

However, in a rising market Rachel’s performance will lag that of an unprotected portfolio, given that protection comes at a cost. Whilst her protected portfolio has increased to £160,000, the unprotected portfolio has returned £172,500. If markets continue to rise, the lag in performance will become greater.



A rising market will see the protected portfolio lag the performance of an unprotected portfolio, given that protection comes at a cost

This graph is for illustrative purposes only.



## CHARGES & RISKS

---

There is an ongoing annual charge (OCF), which is estimated to be 1.25%. This includes an annual management charge (AMC) and administration costs of 1.00%.

It's important that you have all the facts before you make an investment decision. Here are the main risks you should consider:

- ❖ The ACUMEN Capital Protection Portfolio has the potential for growth in the future. However, the value of investments can go down as well as up.
- ❖ The protection is provided by Morgan Stanley, a global financial services group employing over 60,000 people and managing over \$2 trillion in assets worldwide. Were Morgan Stanley to become insolvent, the protection component might fail.
- ❖ The protection level is 90% of the highest portfolio value reached, so in extreme market conditions your investment could fall by up to 10%.
- ❖ In a rising or recovering market, the portfolio performance will lag that of an unprotected portfolio; as protection comes at a cost.
- ❖ If markets performed poorly for a number of years, it is possible that the cost of providing the protection could become too expensive. In the worst case, the portfolio may have to close and money would be returned to investors. Even if this happened you would still benefit from the 90% protection.

The risks of investing are described in detail in the Prospectus, the Supplement and the Key Investor Information Document (KIID) of the fund. Your financial adviser can provide copies of these to you and we urge you to read these documents in addition to this brochure before making an investment.



PROTECTED  
INVESTING



# PROTECTED INVESTING

TAKE YOUR PROFITS WITH YOU

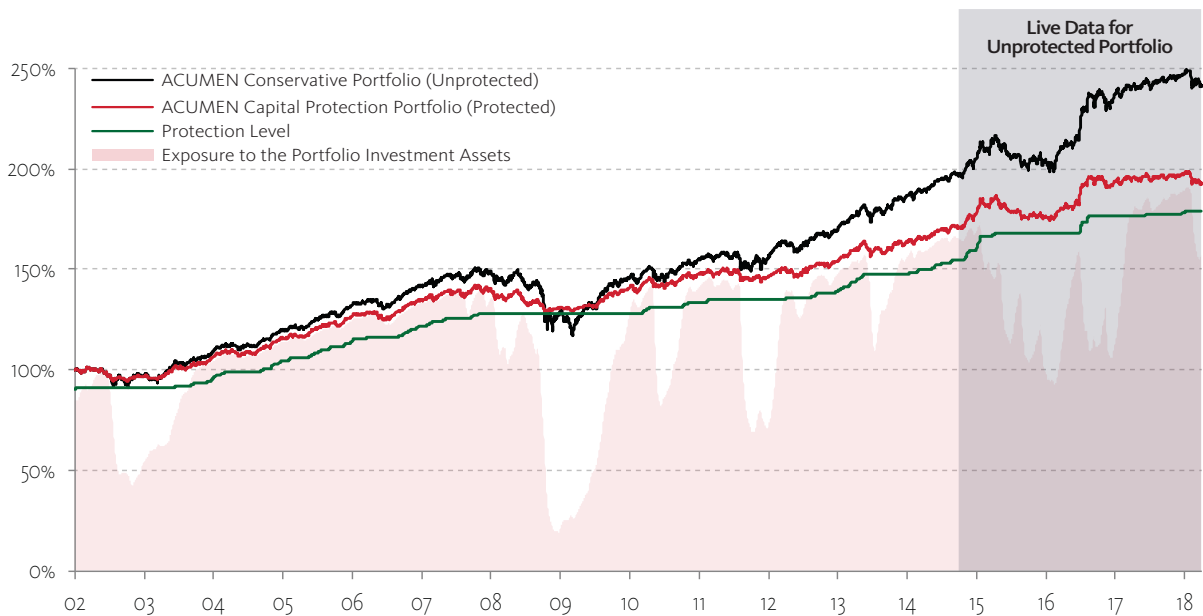


## PROTECTED VS UNPROTECTED

The graph and table below demonstrate the difference between an unprotected and protected portfolio over time. The portfolios used in the comparison are:

- Unprotected portfolio: ACUMEN Conservative Portfolio**, the underlying investment portfolio managed by Tavistock Wealth. Simulated performance has been used prior to 01/10/14 and then live data until 29/03/18, as per the shading in the graph.
- Protected portfolio: ACUMEN Capital Protection Portfolio**. Performance has been simulated throughout the period by applying the volatility control and protection component to the unprotected portfolio described above.

Source of data: Tavistock Wealth Limited. The simulated data for the unprotected portfolio (pre 01/10/14) is proxied by the Bloomberg Barclays Aggregate Hedged GBP (60%) and the MSCI World Hedged GBP (40%). The live data for the unprotected portfolio (post 01/10/14) is the actual return of the ACUMEN Conservative Portfolio over this period. The simulated data for the protected portfolio (entire data series) is proxied by applying the protection component to this same unprotected portfolio with volatility controlled at 5% per annum. The returns of the unprotected portfolio are net of a 0.75% AMC and administration expenses. The returns of the protected portfolio are net of a 1.00% AMC and administration expenses. Note that the additional estimated costs incorporated in the OCF of the ACUMEN Capital Protection Portfolio have not been deducted. Date of data: 02/01/02 - 29/03/18.



2002-2018	Protection	Annualised Return	Annualised Volatility (Risk)	Maximum Drawdown (Largest Loss)
ACUMEN Conservative Portfolio (Unprotected)	0%	5.58%	5.86%	-22.40%
ACUMEN Capital Protection Portfolio (Protected)	90%	4.12%	3.84%	-9.40%



## CONCLUSIONS

---



### Conclusions

- The protection comes at a cost
- Consequently, the “protected” portfolio may lag in performance over the long run
- The “unprotected” portfolio would be ideal if you knew markets were always going to rise

### However, we know this is not the case...

- The “protected” portfolio operates with reduced levels of risk
- This is ensured via the management of its exposure to the investment assets
- It therefore experiences lower drawdowns
- Additionally, it operates with a protection level (90% of highest portfolio value ever achieved)
- This protection level is guaranteed by Morgan Stanley
- Markets do not go up in a straight line, nor do they even guarantee a profit

### So in reality...

- We know markets go down as well as up
- Markets expose investors to considerable volatility
- Volatility goes hand in hand with the size of a maximum drawdown
- With the “protected” portfolio:
  -  One has the opportunity to capture a significant amount of market upside
  -  Whilst only being exposed to a portion of the downside





## DISCLAIMER

This document is issued and approved in the UK by Tavistock Wealth who are authorised and regulated by the Financial Conduct Authority. This document has been issued and approved in the UK for distribution to Retail Clients, Professional Clients and Eligible Counterparties (each as defined in the UK Financial Conduct Authority's rules). Retail Clients are reminded to receive Professional Advice before making an investment decision. This communication is only intended for and will be only distributed to persons resident in jurisdictions where such distribution or availability would not be contrary to local laws or regulations. This document has been prepared by Tavistock Wealth as a marketing document to inform Retail Clients, Professional Clients and Eligible Counterparties about certain matters concerning the ACUMEN Capital Protection Portfolio (the "Fund"), which is a sub-fund of FundLogic Alternatives plc. It has been prepared solely for informational purposes and does not seek to make any recommendation to buy or sell any particular security (including shares in the Fund) or to adopt any specific investment strategy. Any use of this document by a financial intermediary is restricted to clients for whom the information in this document and an investment in shares of the Fund has been considered to be suitable by that financial intermediary in view of that client's situation and purpose, subject always to the applicable regulatory standard. If such a client considers an investment in shares of the Fund, he/she should always ensure that he/she has satisfied himself/herself that he/she has been properly advised by that financial intermediary about the suitability of an investment. All of the information contained in this document has been prepared and is communicated by Tavistock Wealth. While the board of directors of FundLogic Alternatives plc (the "Company") has overall responsibility for the monitoring of the investment objective, policy and performance of the Fund, both the Company and Morgan Stanley and its affiliates disclaim any and all liability relating to this information, including, without limitation, any express or implied representations or warranties for statements or errors contained in, and omissions from this information.

Applications for shares in the Fund should not be made without first consulting the current prospectus of the Company (the "Prospectus"), the Fund's supplement, the Fund's Key Investor Information Document ("KIID"), and the annual report and semi-annual report of the Company (together the "Offering Documents"), or other documents available in your local jurisdiction. The Offering Documents contain material information not contained herein. In particular, the Prospectus contains details relating to the terms of investment and information regarding investment risks and conflicts of interest. Any representation to the contrary is not permitted. In the event of such offering, the information in this document will be superseded, amended and/or supplemented in its entirety by the Prospectus. You should not rely solely on the information contained herein but should carefully read the Offering Documents before making any investment decision. The material contained herein has not been based on a consideration of any individual client circumstances and is not investment advice, nor should it be construed in any way as tax, accounting, legal or regulatory advice. Investors should seek independent legal and financial advice, including advice as to tax consequences, before making any investment decision.

The trademarks and service marks contained herein are the property of their respective owners. Third-party data providers make no warranties or representations of any kind relating to the accuracy, completeness, or timeliness of the data they provide and shall not have liability for any damages of any kind relating to such data.

iShares® and BlackRock® are registered trademarks of BlackRock, Inc. and its affiliates ("BlackRock") and are used under license. Further, BlackRock, Inc. and its affiliates including, but not limited to, BlackRock Investment Management (UK) Limited, are not affiliated with Tavistock Wealth Limited and its affiliates. Accordingly, BlackRock makes no representations or warranties regarding the advisability of investing in any product or service offered by Tavistock Wealth Limited or any of its affiliates. BlackRock has no obligation or liability in connection with the operation, marketing, trading or sale of any product or service offered by Tavistock Wealth Limited or any of its affiliates. The value of investments held in the ACUMEN Capital Protection Portfolio may fall as well as rise. Past performance should not be seen as an indication of future performance. Tavistock Wealth Limited is authorised and regulated by the Financial Conduct Authority. Tavistock Wealth Limited is a wholly owned subsidiary of Tavistock Investments Plc. Date: August 2019.

