

## FEATURES


IA Sector - Mixed Investments 20%-60% Shares

Daily Dealing

Minimum investment of £1,000

Multi-Asset: Equities, Bonds, Commodities, Property

## RISK AND REWARD PROFILE



Abacus Income (5) - DFM is typically comprised of lower and medium risk investments such as cash, bonds and property as well as higher risk investments such as equities and commodities. The portfolio's estimated annualised volatility is in the range of 8.4% to 10.5%.

## DETAILS

Inception: 24th February 2016

## CHARGES

Ongoing Charges Figure (OCF): 1.23%

### Top 5 Holdings

iShares Emerging Markets Dividend UCITS ETF

iShares UK Dividend UCITS ETF

iShares USD Corporate Bond UCITS ETF

iShares USD Short Duration High Yield Corporate Bond UCITS ETF

UBS Sustainable Development Bank Bond UCITS ETF

The top 5 ETF holdings comprise 62.5% of the portfolio

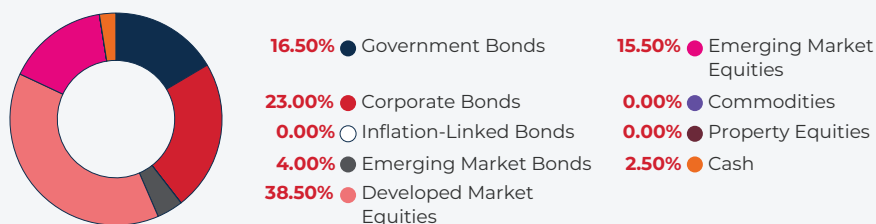
### Income Yield \*\*

4.60%

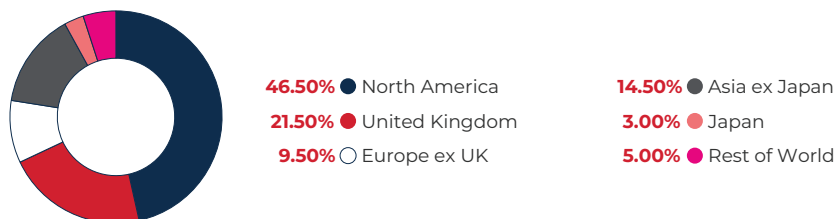
## CUMULATIVE PERFORMANCE (%)

	1 Month	YTD	1 Year	3 Years	5 Years	ITD
<b>Portfolio (GBP)</b>	-0.41	-0.64	1.32	6.99	8.67	31.91
<b>IA Sector - Mixed Investments 20%-60% Shares</b>	0.51	0.11	4.66	4.12	16.14	38.91

## ASSET ALLOCATION



## REGIONAL ALLOCATION




## INVESTMENT STRATEGY

**Overview:** The aim of the Income model is to provide income, that is money paid out from investments such as dividends from shares and interest from bonds. The Income model will be actively managed, on a low medium risk strategy. It will aim to maintain an internal risk rating classification of 5.

**Objective:** The Income model will be actively managed, on a low medium risk strategy. It will aim to maintain a risk rating classification of 5, as set by an independent risk modelling company. The independent risk modelling company has a risk rating range from 1 (lowest risk) to 10 (high risk). The model will invest in a number of different asset classes across global markets, including shares in companies, bonds, property and commodities.

**Policy:** The income model will be actively managed, on a low medium risk strategy. It will aim to maintain an internal risk rating classification of 5. The risk rating range is from 1 (lowest risk) to 10 (highest risk). This range is utilised across the whole of our investment proposition. The model will invest in a number of different asset classes across global markets, including shares in companies, bonds, property and commodities.



## ABOUT TAVISTOCK ASSET MANAGEMENT

Tavistock Asset Management (TAM) is authorised and regulated by the Financial Conduct Authority to provide Discretionary Fund Management (FRN: 955719). Tavistock Asset Management Limited is a wholly owned subsidiary of Tavistock Investments Plc. TAM manage over £1bn of assets on behalf of all clients, aiming to provide private clients with access to institutional quality portfolio management at a retail price. TAM's model portfolios provide individual investors with the benefit of collective buying power to ensure that the charges they incur for model portfolio management, platform fees and dealing are amongst the lowest in the industry. Currently, Tavistock has over 175 financial advisers helping 50,000+ private clients look after more than £3.5bn of investments.

## ABACUS DFM MODEL PORTFOLIOS

The Abacus DFM Model Portfolios are a series of risk progressive "Model Portfolios" designed to cater for the varying risk appetite of different investors. Each Abacus DFM Model Portfolio provides investors with multi-asset global coverage with wide diversification across equity, bond, commodity and property markets. The portfolios are comprised of a blend of regulated collective investment schemes and cash.

## INVESTMENT PHILOSOPHY

The fund management industry has experienced significant change in the last quarter of a century. Product innovation has enabled investors to benefit from wider exposure to global financial markets with far greater efficiency and at a lower cost. Index-tracking investments such as Exchange Traded Funds (ETF) and Index-Tracking Funds have grown increasingly important and may therefore form a part of the portfolio construction.

## PEER GROUP

Although the PROFILE is not benchmarked against the IA sector one may wish to compare the performance of Abacus Income (5) – DFM to the IA Mixed Investment 20-60% Shares IA Sector for peer group analysis.

## MODEL PORTFOLIO

A "Model Portfolio" is a well-balanced combination of investments covering a range of asset classes and global markets that is structured to target a specific level of risk.

## INVESTMENT TEAM

The Tavistock Asset Management Investment Committee carries direct responsibility for all discretionary investments at the firm. The principal focus of the committee is to monitor the performance of each investment solution within the Centralised Investment Proposition (CIP) against its stated investment objectives, target market and long-term return objective versus its peer group.

## CONTACT INFORMATION

Abacus Associates Financial Services, 2nd Floor Office Suite,  
Kemble House, 36-39 Broad Street, Hereford, HR4 9AR, United  
Kingdom T: +44 (0)1432 343322

[www.abacusadvisers.co.uk](http://www.abacusadvisers.co.uk)

e-mail: [info@abacusadvisers.co.uk](mailto:info@abacusadvisers.co.uk)

# Abacus

## Income (5) - DFM

FACTSHEET  
February 2024



### MANAGER COMMENTARY

Strong US economic data and earnings propelled the S&P 500 to an all-time high, up 5.34% on the month. Japan maintained its strong momentum, with the Nikkei 225 up 7.99%, as Japanese equities were boosted from a weakening yen. Emerging markets performed well, with the MSCI Emerging Markets index up 4.78%, supported by a rebound in Chinese stocks. Following supportive government intervention, the Shanghai Shenzhen 300 index rose 9.35%. UK equities were notable underperformers, with the FTSE 100 up just 0.45% on the month, as inflation remained sticky.

In fixed income, yields rose as market participants continued to unwind aggressive rate cut bets made at the tail end of 2023 following resilient economic data and higher-than-expected inflation data. The 10-year US Treasury Yield rose 34bps to 4.25% and the 10-year UK Gilt yield rose 33bps to 4.12%. The Bloomberg Global Aggregate Index was down -1.26%, and Bloomberg Global High Yield Index rose 0.79%.

Commodities struggled, with the Bloomberg Commodity index down -1.47% over the month. Gas prices continued to slide following muted global demand due to warm weather patterns. On-going political tensions in the Middle East and continued Opec+ supply cuts supported crude oil prices, with WTI up 3.18%. Precious metals had a mixed month, gold prices were up 0.23%, whilst silver fell 1.23%

**THIS DOCUMENT IS ISSUED BY TAVISTOCK ASSET MANAGEMENT AND IS FOR USE BY PROFESSIONAL INTERMEDIARIES ONLY. IT SHOULD NOT BE RELIED ON BY A RETAIL CLIENT.** Abacus Associates Financial Services is authorised and regulated by the Financial Conduct Authority. This document does not constitute an offer to subscribe or invest in the Abacus DFM Model Portfolios. Tavistock Asset Management does not provide investment advice. This document may not be reproduced, disclosed or distributed without the prior written permission of Tavistock Asset Management. The Abacus DFM Model Portfolio returns are quoted net of fees. All performance data prior to the inception date is proforma data. Source of data: Tavistock Asset Management, Thomson Reuters and Lipper for Investment Management unless otherwise stated. The on-going charges and past performance stated may differ slightly depending on the platform being used.

\*\*Rolling 1 year dividend yield as of the valuation point of the underlying holdings on 29/02/24 (applicable to income share class only). The yield incorporates the NAV as of the valuation point date.

Date of data: 29th February 2024 unless otherwise stated.

**The value of an investment in the Abacus DFM Model Portfolios may fall as well as rise. Past performance should not be seen as an indication of future performance.**