

## FEATURES

IA Sector - Mixed Investments 40%-85% Shares

Daily Dealing

Minimum investment of £1,000

Multi-Asset: Equities, Bonds, Commodities, Property

## RISK AND REWARD PROFILE



Abacus Medium (6) - DFM is typically comprised of higher risk investments such as equities and commodities but will also contain a few lower and medium risk investments such as cash, bonds and property. The portfolio's estimated annualised volatility is in the range of 10.5% to 12.6%.

## DETAILS

Inception: 1st October 2014

## CHARGES

Ongoing Charges Figure (OCF): 0.93%

### Top 5 Holdings

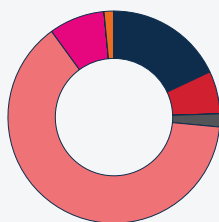
iShares FTSE 100 UCITS ETF
iShares MSCI World Quality Factor UCITS ETF
SPDR MSCI World UCITS ETF
SPDR S&P 500 UCITS ETF
Sprott Uranium Miners UCITS ETF

The Top 5 Holdings Comprise 40.6% of The Portfolio

## CUMULATIVE PERFORMANCE (%)

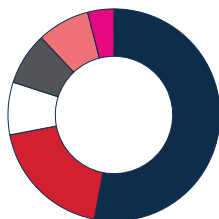
	1 Month	YTD	1 Year	3 Years	5 Years	ITD
<b>Portfolio (GBP)</b>	1.49	3.97	3.44	0.62	16.06	43.99
<b>IA Sector - Mixed Investments 40%-85% Shares</b>	1.40	1.33	6.26	9.58	27.49	65.40

## ASSET ALLOCATION



<b>18.00%</b> ● Government Bonds	<b>8.50%</b> ● Emerging Market Equities
<b>6.50%</b> ● Corporate Bonds	<b>0.00%</b> ● Commodities
<b>0.00%</b> ○ Inflation-Linked Bonds	<b>0.00%</b> ● Property Equities
<b>2.00%</b> ● Emerging Market Bonds	<b>1.50%</b> ● Cash
<b>63.50%</b> ● Developed Market Equities	<b>0.00%</b> ● Alternatives

## REGIONAL ALLOCATION



<b>53.00%</b> ● North America	<b>8.00%</b> ● Asia ex Japan
<b>19.00%</b> ● United Kingdom	<b>8.00%</b> ● Japan
<b>8.00%</b> ○ Europe ex UK	<b>4.00%</b> ● Rest of World

## INVESTMENT STRATEGY

**Overview:** The aim of the model is to increase in value, over a minimum of 5 years, by investing in a range of asset classes and global markets. The model will be actively managed, on a high medium risk strategy. It will aim to maintain an internal risk rating classification of 6.

**Objective:** The aim of the model is to increase in value, over a minimum of 5 years, by investing in a range of asset classes and global markets. This will be achieved through a combination of capital growth, which is profit on investments held, and income, which is money paid out of investments such as dividends from shares and interest from bonds.

**Policy:** The model will be actively managed, on a high medium risk strategy. It will aim to maintain an internal risk rating classification of 6. The risk rating range is from 1 (lowest risk) to 10 (highest risk). This range is utilised across the whole of our investment proposition. The model will invest in a number of different asset classes across global markets, including shares in companies, bonds, property and commodities.

# Abacus

## Medium (6) - DFM

FACTSHEET  
February 2024

### ABOUT TAVISTOCK ASSET MANAGEMENT

Tavistock Asset Management (TAM) is authorised and regulated by the Financial Conduct Authority to provide Discretionary Fund Management (FRN: 955719). Tavistock Asset Management Limited is a wholly owned subsidiary of Tavistock Investments Plc. TAM manage over £1bn of assets on behalf of all clients, aiming to provide private clients with access to institutional quality portfolio management at a retail price. TAM's model portfolios provide individual investors with the benefit of collective buying power to ensure that the charges they incur for model portfolio management, platform fees and dealing are amongst the lowest in the industry. Currently, Tavistock has over 175 financial advisers helping 50,000+ private clients look after more than £3.5bn of investments.

### ABACUS DFM MODEL PORTFOLIOS

The Abacus DFM Model Portfolios are a series of risk progressive "Model Portfolios" designed to cater for the varying risk appetite of different investors. Each Abacus DFM Model Portfolio provides investors with multi-asset global coverage with wide diversification across equity, bond, commodity and property markets. The portfolios are comprised of a blend of regulated collective investment schemes and cash.

### INVESTMENT PHILOSOPHY

The fund management industry has experienced significant change in the last quarter of a century. Product innovation has enabled investors to benefit from wider exposure to global financial markets with far greater efficiency and at a lower cost. Index-tracking investments such as Exchange Traded Funds (ETF) and Index-Tracking Funds have grown increasingly important and may therefore form a part of the portfolio construction.

### PEER GROUP

Although the PROFILE is not benchmarked against the IA sector one may wish to compare the performance of Abacus Medium (6) – DFM to the IA Mixed Investment 40-85% Shares Sector for peer group analysis.

### MODEL PORTFOLIO

A "Model Portfolio" is a well-balanced combination of investments covering a range of asset classes and global markets that is structured to target a specific level of risk.

### INVESTMENT TEAM


The Tavistock Asset Management Investment Committee carries direct responsibility for all discretionary investments at the firm. The principal focus of the committee is to monitor the performance of each investment solution within the Centralised Investment Proposition (CIP) against its stated investment objectives, target market and long-term return objective versus its peer group.

### CONTACT INFORMATION

Abacus Associates Financial Services, 2nd Floor Office Suite,  
Kemble House, 36-39 Broad Street, Hereford, HR4 9AR, United  
Kingdom T: +44 (0)1432 343322

[www.abacusadvisers.co.uk](http://www.abacusadvisers.co.uk)

e-mail: [info@abacusadvisers.co.uk](mailto:info@abacusadvisers.co.uk)

A couple is seen from behind, hiking on a trail in a mountainous landscape. The woman is wearing a blue backpack. A semi-transparent line graph with a white line and a red shaded area is overlaid on the scene. The background is a mix of purple, blue, and red hues.

# Abacus

## Medium (6) - DFM

FACTSHEET  
February 2024

### MANAGER COMMENTARY

Strong US economic data and earnings propelled the S&P 500 to an all-time high, up 5.34% on the month. Japan maintained its strong momentum, with the Nikkei 225 up 7.99%, as Japanese equities were boosted from a weakening yen. Emerging markets performed well, with the MSCI Emerging Markets index up 4.78%, supported by a rebound in Chinese stocks. Following supportive government intervention, the Shanghai Shenzhen 300 index rose 9.35%. UK equities were notable underperformers, with the FTSE 100 up just 0.45% on the month, as inflation remained sticky.

In fixed income, yields rose as market participants continued to unwind aggressive rate cut bets made at the tail end of 2023 following resilient economic data and higher-than-expected inflation data. The 10-year US Treasury Yield rose 34bps to 4.25% and the 10-year UK Gilt yield rose 33bps to 4.12%. The Bloomberg Global Aggregate Index was down -1.26%, and Bloomberg Global High Yield Index rose 0.79%.

Commodities struggled, with the Bloomberg Commodity index down -1.47% over the month. Gas prices continued to slide following muted global demand due to warm weather patterns. On-going political tensions in the Middle East and continued Opec+ supply cuts supported crude oil prices, with WTI up 3.18%. Precious metals had a mixed month, gold prices were up 0.23%, whilst silver fell 1.23%.

**THIS DOCUMENT IS ISSUED BY TAVISTOCK ASSET MANAGEMENT AND IS FOR USE BY PROFESSIONAL INTERMEDIARIES ONLY. IT SHOULD NOT BE RELIED ON BY A RETAIL CLIENT.** Abacus Associates Financial Services is authorised and regulated by the Financial Conduct Authority. This document does not constitute an offer to subscribe or invest in the Abacus DFM Model Portfolios. Tavistock Asset Management does not provide investment advice. This document may not be reproduced, disclosed or distributed without the prior written permission of Tavistock Asset Management. The Abacus DFM Model Portfolio returns are quoted net of fees. All performance data prior to the inception date is proforma data. Source of data: Tavistock Asset Management, Thomson Reuters and Lipper for Investment Management unless otherwise stated. The on-going charges and past performance stated may differ slightly depending on the platform being used. Date of data: 29th February 2024 unless otherwise stated.

The value of an investment in the Abacus DFM Model Portfolios may fall as well as rise. Past performance should not be seen as an indication of future performance.